

# DEHO 2

L402.



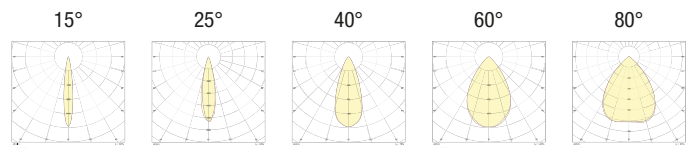
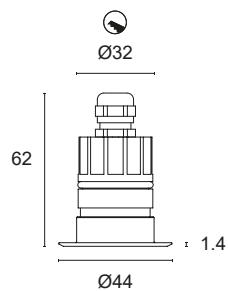
Flush-fitted in polished 304 stainless steel with power LED for accent, decoration, courtesy or step marker lighting. Choice of secondary optics. Can be fitted in the floor, wall or in plasterboard indoors and outdoors. Mounting with formwork or ring with springs.

Power LED CRI>80  
Power: 1W@350mA - 2W@500mA  
Lumen: 135Lm@350mA - 216Lm@500mA  
350mA - 500mA constant current power supply  
Series connection, 50 cm cable

Constant current power supplies page 232-233  
Installation accessories page 271  
Dimming Accessories page 249








 **MADE IN ITALY**



**BASIC CODES**

**L402.**








**LIGHT BEAM**

-  **15** 15°
-  **25** 25°
-  **40** 40°
-  **60** 60°
-  **80** 80°

**GLASS**

-  **T** Transparent
-  **S** Brushed

**LED COLOUR**

-  **BN** 4000K
-  **BC** 3000K
-  **CC** 2700K
-  **BL** Blue
-  **VE** Green
-  **RO** Red
-  **AM** Amber

**POWER**

- 3 1x1W - 350mA - 135 lm**
- 5 1x2W - 500mA - 216 lm**

Code example:

DEHO 2 + Light Beam 25° + Clear Glass + 3000k +1W = Code: L402.25TBC3